

AVISTA[®]

INTERIOR



Designed to bring
surfaces to life



Finish: Avista Terrazzo Flake Flooring
Base Colour: Avista Chris White in
Avista Waterbased Epoxy Resin
Flakes: Avista Ashy Grey
Top Coat: Avista 2 Pack Urethane Sealer



be
inspired

Finish: Avista Terrazzo Flake Flooring
Base Colour: Avista Black (Waterbased 400ml)
in Avista Waterbased Epoxy Resin
Flakes: Avista Midnight Stone
Top Coat: Avista 2 Pack Urethane Sealer

INSPIRING INTERIORS TRANSFORMING HOMES

Avista's flooring products provide a hard-wearing, seamless surface which gives great strength and durability with fantastic design flexibility.

You can create floors to suit your every need – from that cutting edge feature floor, to unique treatments for kitchens, entertainment areas, laundries, rumpus rooms and garages.

Waterbased epoxy products provide an easy to use and durable option, while an epoxy flake floor can create a unique new look.

Avista recommends application by a professional applicator.



Finish: Avista Terrazzo Flake Flooring
Base Colour: Avista Chris White
in Avista Waterbased Epoxy Resin
Flakes: Avista Ashy Grey
Top Coat: Avista 2 Pack
Urethane Sealer



Finish: Avista Flake Flooring
Base Colour: Avista White (1L)
in Avista Epoxy Resin
Flakes: Avista Made To Order
Top Coat: Avista Polyurethane Sealer

SOLID COLOUR

DURABLE, EASY TO USE AND ECONOMICAL

Waterbased epoxy flooring provides a durable, protective solid colour coating for your internal concrete floor. Avista's waterbased epoxy system is low-odour, quick-drying and provides a hard-wearing, low-sheen finish which can be tinted to a range of practical colours. It is an easy to use two-part system where Part A and Part B are mixed in equal quantities.

Avista's waterbased epoxy products are ideal for your garage floor or rumpus room and can also be used for light commercial floors.



Finish: Avista Solid Colour
Colour: Avista Trunk Grey in Avista Waterbased Epoxy Resin
Top Coat: Avista 2 Pack Urethane Sealer (optional)



Finish: Avista Solid Colour
Colour: Avista Silver Grey
in Avista Waterbased Epoxy Resin



WATERBASED EPOXY STIPPLED STONE LOOK

For an alternative to a solid floor colour or decorative flake flooring, try Avista's Waterbased Epoxy Stippled Stone look. This can be achieved using the tinted Waterbased Epoxy for the base, and also for the stippled effect, which is applied by a professional applicator using a hopper gun.

For a hard wearing, scratch resistant, high build finish, add Avista's 2 Pack Urethane as the top coat.



Finish: Avista Stippled Stone

Base Colour: Avista Trunk Grey in Avista Waterbased Epoxy Resin

Fleck Colours: Avista Black & Avista White

Top Coat: Avista 2 Pack Urethane Sealer (optional)



Finish: Avista Stippled Stone

Base Colour: Avista Chris White
in Avista Waterbased Epoxy Resin

Fleck Colours: Avista Sandy Pier & Avista Black

Top Coat: Avista 2 Pack Urethane Sealer (optional)



Finish: Avista Stippled Stone

Base Colour: Avista Trunk Grey
in Avista Waterbased Epoxy Resin

Fleck Colours: Avista Black & Avista White

Top Coat: Avista 2 Pack Urethane Sealer (optional)

BASE COLOUR

CHOOSE YOUR PERFECT COLOUR

In Store Tint Range

These colours form the Avista Waterbased In Store Tint range which can be tinted in Dulux® Trade Centres or Inspirations Stores (check the Avista website for stockist details).

The Waterbased Epoxy Part A must be tinted full strength to 4L to achieve the desired colour.



TRUNK GREY




CHRIS WHITE



ENDLESS GREY



SANDY PIER



PORTOBELLO FIELD



BEIGE TUSK

Waterbased Colour Tint 400ml Range

The Avista Waterbased Colour Tint 400ml range can be found on shelf in your local stockist.

Avista Waterbased Colour Tints change colour once mixed with Avista Waterbased Epoxy due to its white base. The images below show the tint colours after being mixed with Avista Waterbased Epoxy.



BLACK




WHITE



BRIGHT YELLOW



BRIGHT RED



BRIGHT GREEN



BRIGHT BLUE



SILVER GREY



Dulux® Colour Tints

The Avista Waterbased Epoxy Part A can be tinted using any Dulux® colour tint with a white base, however, due to the white base the resulting colour will always be a few shades lighter than it appears on a Dulux® colour card or Dulux® colour chip/sample.

Note: Colours represented are indicative only. For solid colour, a third coat may be required. When using white/light colours as a base coat for flakes, a third coat may also be required for better opacity.

DECORATIVE FLAKE FLOORING

SOPHISTICATED TRANSFORMATIONS

Create your own designer look with a hard wearing epoxy floor coating incorporating Avista decorative flakes. A decorative flake floor provides a great alternative to other types of floor coatings and allows you to create your own look. It is a durable seamless finish for internal concrete floors and can be used for both domestic and commercial applications.




EPOXY RESIN BASE COAT COLOURS

The Avista epoxy resin base coat tints are designed to be used with the 10L Epoxy Resin Kit. These tints cannot be used with the Avista Waterbased Epoxy Resin (refer to page 6 for waterbased colour tints).

Finish: Avista Flake Flooring
Base Colour: Avista Grey (1L) in Avista Epoxy Resin
Flakes: Avista Made To Order
Top Coat: Avista Polyurethane Sealer



WHITE



BLACK



GREY



EPOXY FLAKE FLOORING SYSTEM

Avista Decorative flakes are a range of coloured 6mm sized flakes in various colour blends. The Avista Epoxy Flake Flooring System is comprised of the Base Coat* (plus colour tint), followed by Avista Decorative Flakes, and finished with the top coat.

There are a few possible flake systems to choose from:

Pick your base coat

Pick your flakes

Pick your top coat

1. Base Coat

Avista Waterbased Epoxy Resin

- Pot life 2-4 hours
- Recoat time 4 hours
- Water clean up
- Can be put down immediately after acid etching and pressure cleaning

Tint colours: Black, White, Bright Yellow, Bright Red, Bright Green, Bright Blue, Silver Grey, plus the in Store Tint Range and any Dulux colour tint with a white base**.



OR

1. Base Coat

Avista Epoxy Resin

- Pot life 25 minutes
- Recoat time 10-12 hours
- Solvent clean up

Tint colours: White, Black, Grey



2. Flakes

Avista Decorative Flakes

- Suitable for garage floors, rumpus rooms, laundries and commercial applications.

Flake colours: Ashy Grey, Deep Granite, Midnight Stone, Grey Clouds, Tawny Sand, Navy Granite



3. Top Coat

Avista 2 Pack Urethane

- UV and chemical resistant
- Long pot life approx. 3-4 hours
- Recoat time 3-24 hours
- Solvent clean up



OR

3. Top Coat

Avista Polyurethane Sealer

- Extremely durable and hard wearing
- Ideal for high traffic areas
- Pot life 1 hour, depending on humidity present
- Recoat time 8-18 hours
- Solvent clean up



*Please refer to the relevant TDS for full flake process in detail, including substrate preparation.

**See page 6 for details.



Finish: Avista Terrazzo Flake Flooring
Base Colour: Avista Chris White in Avista Waterbased Epoxy Resin
Flakes: Avista Ashy Grey
Top Coat: Avista 2 Pack Urethane Sealer

FLAKES


Avista Decorative Flakes are multi coloured polymer flakes that are available in a range of blend combinations. The flakes are available pre-packaged in six popular designer colours and are also available in a range of other colours, blends and sizes as a custom made to order.

TOP DESIGNER COLOURS

Available in 6mm size flakes in 5kg boxes.



ASHY GREY ON CHRIS WHITE



DEEP GRANITE ON PORTOBELLO FIELD




MIDNIGHT STONE ON BLACK (WATERBASED 400ML)



GREY CLOUDS ON SANDY PIER



TAWNY SAND ON BEIGE TUSK



NAVY GRANITE ON CHRIS WHITE



Finish: Avista Flake Flooring
Base Colour: Avista White (1L) in Avista Epoxy Resin
Flakes: Avista Made To Order
Top Coat: Avista Polyurethane Sealer


TERRAZZO LOOK

What is terrazzo?


Terrazzo is a flooring material consisting of chips of marble or granite set in concrete and polished to give a smooth surface. A similar look can be achieved with a partial flake application at a fraction of the cost.

Many different terrazzo looks can be achieved by choosing different base colours to combine with various flake blends.


POPULAR TERRAZZO LOOKS




ASHY GREY ON CHRIS WHITE



NAVY GRANITE ON ENDLESS GREY



DEEP GRANITE ON PORTOBELLO FIELD




MIDNIGHT STONE ON BLACK (WATERBASED 400ML)



GREY CLOUDS ON SANDY PIER



TAWNY SAND ON BEIGE TUSK



ASHY GREY ON TRUNK GREY

Finish: Avista Terrazzo Flake Flooring

Base Colour: Avista Chris White
in Avista Waterbased Epoxy Resin

Flakes: Avista Ashy Grey

Top Coat: Avista 2 Pack Urethane Sealer

MADE TO ORDER FLAKES


Looking for something a bit different and unique? Choose from our Made To Order options. The Stone blends are a premixed offering, or choose your own combination from the selection of individual flake colours below.

STONE MADE TO ORDER BLENDS

Available in 6mm and 3mm size flakes in 5kg boxes.



TAUPE



CALCITE



LIMESTONE



SMOKY QUARTZ



OATMEAL

INDIVIDUAL FLAKE COLOURS FOR CUSTOM MADE TO ORDER BLENDS

Available in 6mm and 3mm size flakes in 5kg boxes.



LIGHT BEIGE



BEIGE



LIGHT BROWN



EARTHY BROWN



AUBURN



RUSTIC RED



BROWN



DARK COCOA



NATURAL WHITE



COLD GREY



LIGHT GREY



MEDIUM GREY



CONCRETE GREY



STONE



GREY



DARK GREY



BLUE GREY



GRAPHITE



CHARCOAL



BRIGHT BLUE



DARK BLUE



BLACK

Visit <https://www.avista.com.au/order-form/> and fill out our order form to order your custom blend. Note additional lead times may apply for custom orders and you must be an Avista account holder. Please call or email Customer Service for details.

Colours shown in this brochure are intended as a guide only. Colours may vary from batch to batch. Variations in colour and shading may also occur depending on the job conditions, chosen texture and finishing practices employed by your concrete contractor.

POLISHED CONCRETE

To achieve a sophisticated polished concrete finish, it is possible to grind and seal a concrete floor surface. This is done mechanically by a professional with a concrete grinder, until the surface is ground back to achieve the desired result. Avista offers various sealers that can be used as a top coat to provide a gloss finish.



Image is a representation of the types of projects that these products can be used for.

Avista Waterbased Sealer

A semi gloss, low odour sealer designed to give a more natural look.



Avista 2 Pack Urethane Sealer

A two pack sealer with good wear and chemical resistance, with a high gloss appearance.











Avista Polyurethane Sealer

A high gloss, high abrasion resistant, high build coating, for a high performance finish in high traffic areas.



PRODUCT INFORMATION

AVISTA INTERIOR PRODUCT GUIDE

Product Type	Product	Description	Where To Use	Finish/ Appearance	Apply With
Base Coat or Stand Alone Coating	Avista Waterbased Epoxy Resin Part A & B 	Waterbased epoxy coating for internal concrete floors and Avista Decorative Flake Flooring	Garage floors, laundries, light traffic warehouse floors, office floors	Low sheen	Roller or hopper spray
	Avista Epoxy Resin Part A & B 	Epoxy floor coating for Avista Decorative Flake Flooring on internal concrete floors	Garage floors, laundries, light traffic warehouse floors, office floors	High gloss	Low nap roller
Colour Tint	Avista In Store Tint range Tint in store*	Colour tint to be used with Avista Waterbased Epoxy Resin	As per Avista Waterbased Epoxy Resin	—	—
	Avista Waterbased Colour Tint range 	Colour tint to be used with Avista Waterbased Epoxy Resin	As per Avista Waterbased Epoxy Resin	—	—
	Dulux® In Store Colour Tints Tint in store*	Colour tint to be used with Avista Waterbased Epoxy Resin	As per Avista Waterbased Epoxy Resin	—	—
	Avista Epoxy Resin Colour Tint range 	Colour tint to be used with Avista Epoxy Resin	As per Avista Epoxy Resin	—	—
Flakes	Avista Decorative Flakes 	Multi coloured vinyl flakes that can be applied in various ways to uniquely change the look of internal concrete floors	Domestic or light commercial flooring	Ranging from a full flake to a partial flake (terrazzo look), depending on preference	By hand
Top Coat or Stand Alone Coating	Avista Waterbased Sealer 	Semi gloss finish sealer for concrete flooring surfaces	Internal polished concrete floors	Semi Gloss	Lambswool roller
	Avista 2 Pack Urethane Sealer Part A & B 	A clear two pack sealer with good wear and chemical resistance for internal concrete surfaces. Can also be used as an anti graffiti coating.	Garage floors, laundries, light traffic warehouse floors, office floors and internal polished concrete floors	High gloss	Paint brush, 100% mohair 4mm – 12mm pile nap roller (depending on texture), or airless spray
	Avista Polyurethane Sealer 	A clear, high abrasion resistant, high build coating for internal concrete surfaces	Garage floors, laundries, light traffic warehouse floors, office floors and internal polished concrete floors	High gloss	Paint brush, 100% mohair 4mm – 12mm pile nap roller (depending on texture), or airless spray

*Tinting only available in Dulux® Trade Centres and Dulux® Inspirations stores.

Approx Coverage Rate	Usage Rate	Number of Coats	Recoat Time	Clean Up With	Sizes Available	Product Code
As a primer: 1 litre per 6m ² depending on surface porosity As a top coat: 1 litre per 6 to 10m ² depending on surface porosity	–	2 (3rd coat may be required for lighter colours)	4 hours	Water	4L Part A 4L Part B	FD478089-4L FD478090-4L
1 litre per 10m ²	–	2	10-12 hours	Avista Solvent	6L Part A 4L Part B	FD478086-6L FD478088-4L
–	Tint full strength to 4L Part A of Avista Waterbased Epoxy Resin	–	–	Water	Tint in store*	–
–	400ml Avista Waterbased Colour Tint to 4L Part A of Avista Waterbased Epoxy Resin	–	–	Water	400ml	FD178169-400ML Black FD178168-400ML White FD178170-400ML Bright Yellow FD178171-400ML Bright Red FD178172-400ML Bright Green FD178173-400ML Bright Blue FD178082-400ML Silver Grey
–	Tint full strength to 4L Part A of Avista Waterbased Epoxy Resin	–	–	Water	Tint in store*	–
–	1L Avista Internal Flooring Colour Tint to 10L of Avista Epoxy Resin	–	–	Avista Solvent	1L	FD478094-1L White FD478095-1L Grey FD478096-1L Black
10-20m ² per 5kg box	–	Refer to Product TDS for application details	–	–	5kg	FD400476-5KG Ashy Grey FD400477-5KG Deep Granite FD400478-5KG Midnight Stone FD400479-5KG Grey Clouds FD400480-5KG Tawny Sand FD400481-5KG Navy Granite
5-10m ² per litre per coat, depending on surface porosity	–	2	2 hours	Water	4L 20L	FD278009-4L FD278009-20L
3-10m ² per litre per coat, depending on surface porosity	–	2	3-24 hours	Avista Solvent	8.75L Part A 1.25L Part B	FD200555-8.75L FD200556-1.25L
3-10m ² per litre per coat, depending on surface porosity	–	2	8-18 hours	Avista Solvent	10L 20L	FD478093-10L FD478093-20L

Call our Customer Service Team
on 1800 801 108 to get more
information on Avista products
or to find a contractor in your area.
www.avista.com.au



Front Cover

Finish: Avista Flake Flooring

Base Colour: Dulux® Stone Monument in Avista Waterbased Epoxy Resin

Flakes: Avista Grey Clouds

Top Coat: Avista 2 Pack Urethane Sealer

©Avista is a registered trade mark.

©Dulux is a registered trade mark of DuluxGroup (Australia) Pty Ltd.

Avista

1956 Dandenong Rd

Clayton VIC 3168

ABN 80 069 961 968

Distributed in New Zealand by: Concrete Plus Limited

23 Watts Rd Sockburn 8042 Telephone: 03 343 0090

Colours shown in this brochure are intended as a guide only. Colours may vary from batch to batch. Variations in colour and shading may also occur depending on the job conditions, chosen texture and finishing practices employed by your concrete contractor.